



| PHM5

CANOPEN ABSOLUTE MULTI-TURN ENCODERS



- 58mm encoder, extra-flat
- Ø 6 & Ø 10 mm solid shaft version
- Robustness and excellent resistance to shocks / vibrations
- High protection level IP65
- High performances in temperature -20°C to 85° (-30°C option)
- Universal power supply from 5 to 30 Vdc
- High resolutions up to 8192 points per turn (2¹³)
- Turns numerisation up to 65 536 (16 bits)

SPECIFICATIONS

Mechanical

Material	Cover : treated steel
	Body : aluminum
	Shaft : stainless steel
Bearings	6 000 serie
Maximum loads	Axial : 50 N
	Radial : 100 N
Shaft inertia	≤ 1.10-6 kg.m ²
Torque	≤ 4.10-3 N.m
Permissible max. speed	6 000 min ⁻¹
Continuous max. speed	6 000 min ⁻¹
Shock (EN60068-2-27)	≤ 500 m.s ⁻² (during 6 ms)
Vibration (EN60068-2-6)	≤ 100 m.s ⁻² (10... 2 000 Hz)
EMC	EN 61000-6-4, EN 61000-6-2
Isolation	500V (1 min.)
Weight (connector)	0,520 kg
Operating temperature	- 20 ... + 85 °C (encoder T°)
Storage temperature	- 20 ... + 85 °C
Protection(EN 60529)	IP 65 (IP67 with flange option)
Theoretical mechanical lifetime 10⁹ turns (Faxial / Fradial)	25 N / 50 N : 99
	50 N / 100 N : 12

Electrical

Power supply	5 – 30Vdc
Introduction	< 1 s
Consumption (without load)	< 50mA (at 24Vdc)
Accuracy	$\pm \frac{1}{2}$ LSB (13 bits)



PROGRAMMABLE PARAMETERS

Resolution : defines the resolution per revolution (0 to 8 192)

Global resolution : total amount of codes for the encoder (2 to 536 870 912)

Transmission speed : programmable from 10kBaud (1000m) to 1 Mbaud (40 m) ; value per default: 20 Kbaud

Address : define the software address of the encoder on the bus (1 to 127, value by default: id = 1)

Direction : define the direction of count of the encoder

RAX : defines the value of its preset position (non turning shaft)

CAM : Low and High Limits



COMMUNICATION MODES

3 modes are available to interrogate the encoder :

POLLING mode : (Response to a RTR message): The position value is only given upon request (SDO mode)

CYCLIC mode : the encoder transmits its position in an asynchronous manner. The frequency of the transmission is defined by the programmable cyclical timer register from 0 to 65 535 ms

SYNCHRO mode : the encoder transmits its position on a synchronous demand by the master



CANOPEN CONNECTION

1	2	3	4	5	6	7	8,9,11	10	12
Reserved	CAN LOW	CAN GND	Reserved	Reserved	Reserved	CAN HIGH	Reserved	0V	+ 5/30Vdc

Pinout 3 (CAN GND) and 10 (0V) are connected together (intern the encoder)

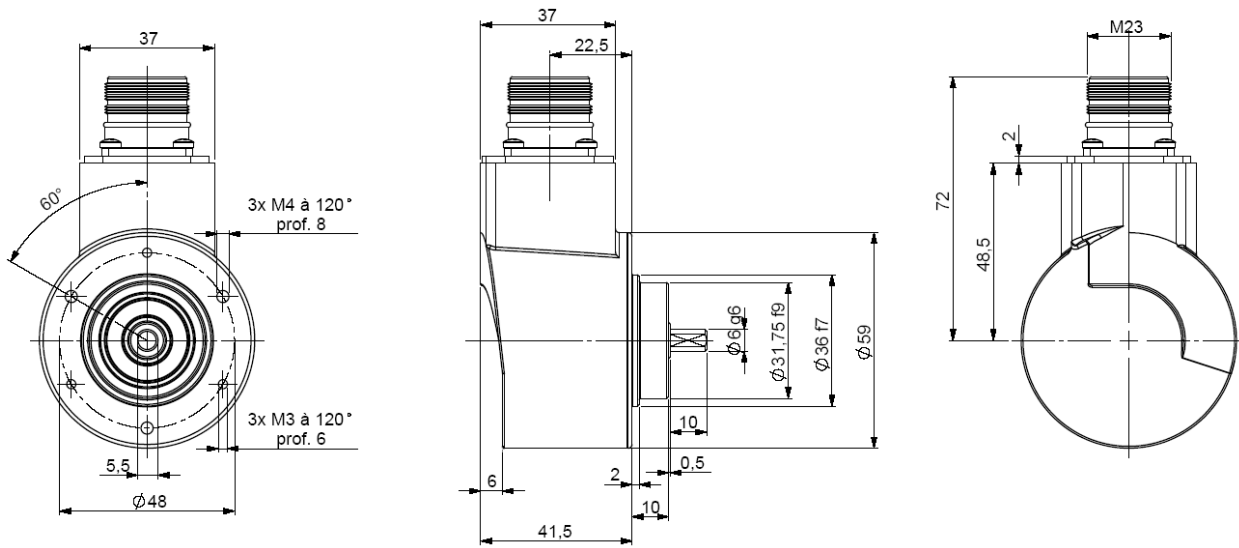
Note : Refer to the bus standards for the maximal derivation length



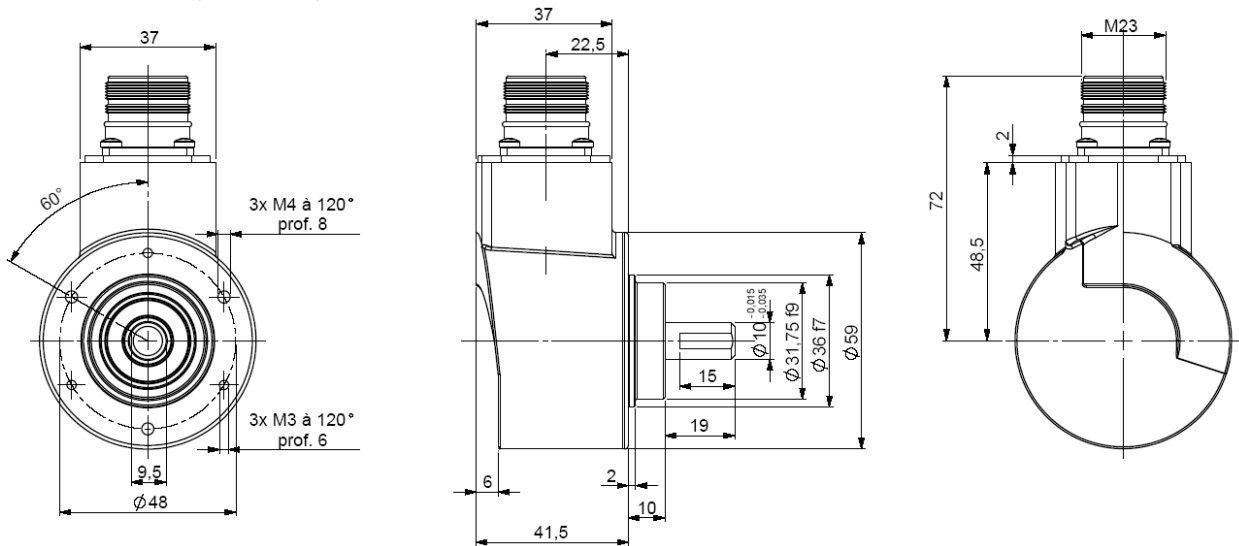
DIMENSIONS

All dimensions are in: mm

PHM5_06 connection BCR (radial M23)



PHM5_10 connection BCR (radial M23)

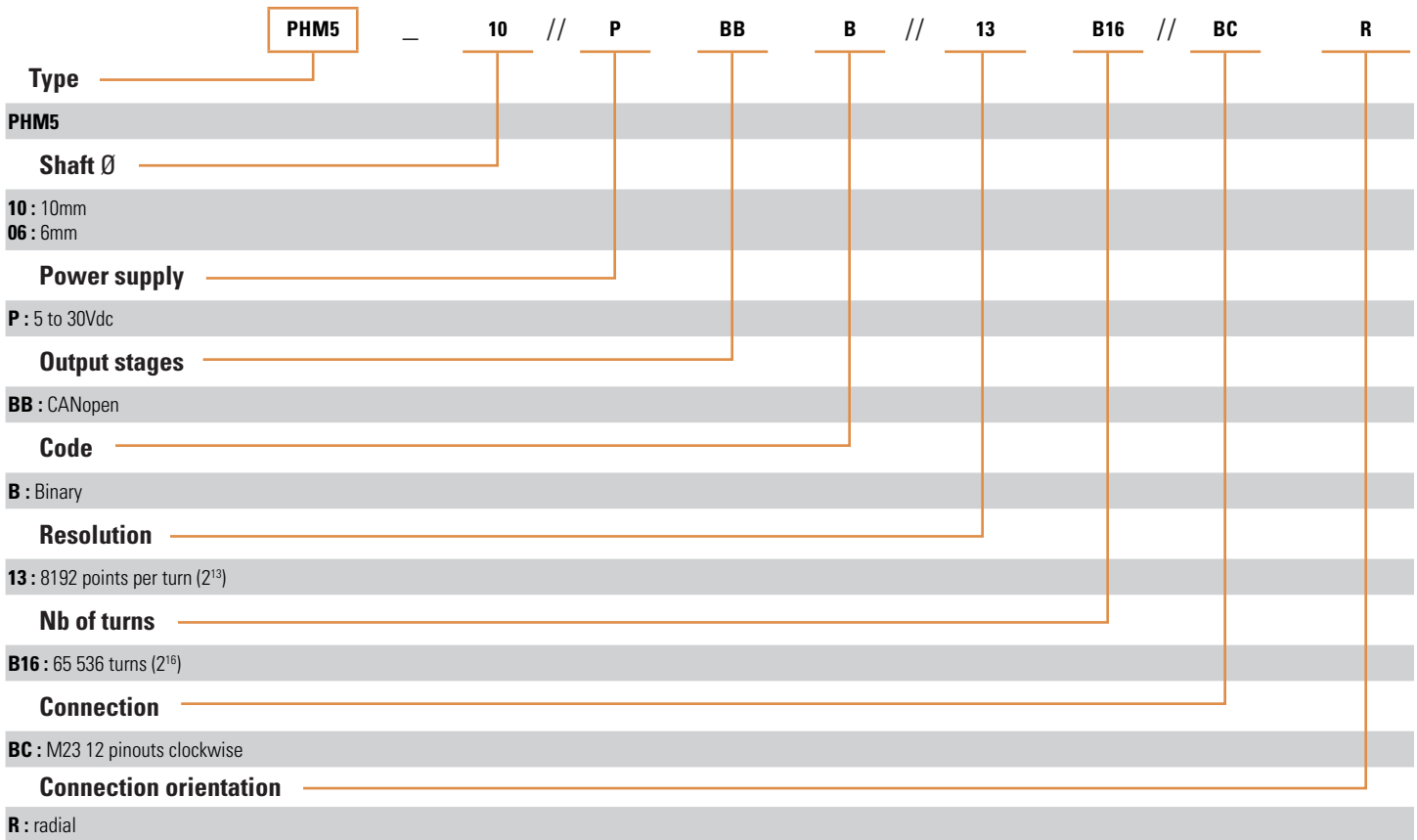




ORDERING OPTIONS

Example : PHM5_10 //PBBB //13B16 //BCR

(Special versions upon request, for ex. special flanges/electronics/connections...)



AGENCY APPROVALS & CERTIFICATIONS



Made In France

Page 4

Sensata Technologies, Inc. ("Sensata") data sheets are solely intended to assist designers ("Buyers") who are developing systems that incorporate Sensata products (also referred to herein as "components"). Buyer understands and agrees that Buyer remains responsible for using its independent analysis, evaluation and judgment in designing Buyer's systems and products. Sensata data sheets have been created using standard laboratory conditions and engineering practices. Sensata has not conducted any testing other than that specifically described in the published documentation for a particular data sheet. Sensata may make corrections, enhancements, improvements and other changes to its data sheets or components without notice.

Buyers are authorized to use Sensata data sheets with the Sensata component(s) identified in each particular data sheet. HOWEVER, NO OTHER LICENSE, EXPRESS OR IMPLIED, BY ESTOPPEL OR OTHERWISE TO ANY OTHER SENSATA INTELLECTUAL PROPERTY RIGHT, AND NO LICENSE TO ANY THIRD PARTY TECHNOLOGY OR INTELLECTUAL PROPERTY RIGHT, IS GRANTED HEREIN. SENSATA DATA SHEETS ARE PROVIDED "AS IS". SENSATA MAKES NO WARRANTIES OR REPRESENTATIONS WITH REGARD TO THE DATA SHEETS OR USE OF THE DATA SHEETS, EXPRESS, IMPLIED OR STATUTORY, INCLUDING ACCURACY OR COMPLETENESS. SENSATA DISCLAIMS ANY WARRANTY OF TITLE AND ANY IMPLIED WARRANTIES OF MERCHANTABILITY, FITNESS FOR A PARTICULAR PURPOSE, QUIET ENJOYMENT, QUIET POSSESSION, AND NON-INFRINGEMENT OF ANY THIRD PARTY INTELLECTUAL PROPERTY RIGHTS WITH REGARD TO SENSATA DATA SHEETS OR USE THEREOF.

All products are sold subject to Sensata's terms and conditions of sale supplied at www.sensata.com SENSATA ASSUMES NO LIABILITY FOR APPLICATIONS ASSISTANCE OR THE DESIGN OF BUYERS' PRODUCTS. BUYER ACKNOWLEDGES AND AGREES THAT IT IS SOLELY RESPONSIBLE FOR COMPLIANCE WITH ALL LEGAL, REGULATORY AND SAFETY-RELATED REQUIREMENTS CONCERNING ITS PRODUCTS, AND ANY USE OF SENSATA COMPONENTS IN ITS APPLICATIONS, NOTWITHSTANDING ANY APPLICATIONS-RELATED INFORMATION OR SUPPORT THAT MAY BE PROVIDED BY SENSATA.

Mailing Address: Sensata Technologies, Inc., 529 Pleasant Street, Attleboro, MA 02703, USA.

CONTACT US

Americas

+1 (800) 350 2727
sales.beisensors@sensata.com
Europe, Middle East & Africa
 +33 (3) 88 20 8080
position-info.eu@sensata.com

Asia Pacific

sales.isasia@list.sensata.com
 China +86 (21) 2306 1500
 Japan +81 (45) 277 7117
 Korea +82 (31) 601 2004
 India +91 (80) 67920890
 Rest of Asia +886 (2) 27602006 ext 2808